


➤ **START YOUR CASES OFF RIGHT.**

Make the Endo Access Kit a part of your routine for endodontic success. To order your Endo Access Kit, refills, or to find out more, call your Tulsa Dental Specialties representative today.



DENTSPLY
TULSA DENTAL
SPECIALTIES

ENDO ACCESS KIT

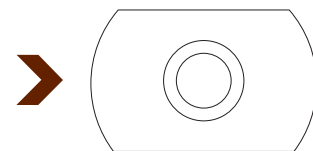
An Organized Approach to Successful Endodontic Access.

ENDO ACCESS KIT

by Drs. Ruddle, West and Machtou



YOUR ACCESS ANSWER.




A helpful DVD included with your Endo Access Kit offers expert advice on how to successfully perform the access preparation.



For Dental Use Only Rx only See Directions For Use

© 2007 DENTSPLY International, Inc. BRE 3/08B
Speeds, techniques and applications of this, or any, dental instrument must always be balanced with the practitioner's good clinical judgement.



DENTSPLY Tulsa Dental Specialties
DENTSPLY International, Inc.
5100 E. Skelly Drive, Suite 300
Tulsa, OK 74135
1-800-662-1202
1-800-597-2779 (fax)
www.tulsadentalspecialties.com


DENTSPLY
TULSA DENTAL
SPECIALTIES
Endodontics & Implants
*Our Quality. Your Success.
Their Satisfaction.*

➤ A COMPLETE ACCESS SOLUTION.

Complete endodontic access is essential for predictably successful root canal treatment and retreatment. That's why Drs. Ruddle, West and Machtou designed the Endo Access Kit. This set of eight rotary cutting instruments is designed to provide excellent precision, organization and efficiency. These instruments will allow you to initiate, progressively expand and finish access preparations.

The Endo Access Kit enables you to perform the following clinical procedures with confidence:

- Brushcut away tooth-colored restoratives
- Cut through metal restoratives
- Enter and deroof the pulp chamber
- Taper, flatten and finish the axial walls
- Remove triangles of dentin and preflare the orifice(s)



➤ A CHOICE FOR EVERYTHING.

Ideal for ceramic crowns.

Round Diamond Burs #2 \ #4

Use the appropriately-sized round bur diamond with a light brushing action and water coolant to cut through tooth-colored restoratives.



Ideal for metal framework or crowns.

Amalgum Bur

Use to section or cut through amalgam or precious and nonprecious metal restoratives.



Ideal for composite or natural tooth structure.

Round Carbide Burs #2 \ #4

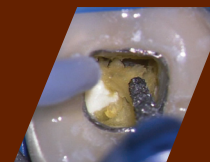
The appropriately-sized surgical length carbide round bur provides extended reach and improved vision for progressively moving the access preparation deeper and into the pulp chamber. When there is a narrow inter-occlusal space, the round bur may be used as a side-cutting instrument.



Ideal for expanding and finishing the access preparation.

Tapered Diamond Bur

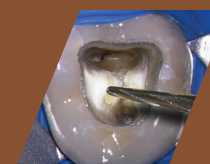
The surgical length tapered diamond bur may be used to flare, flatten and finish the axial walls of the access preparation. At low speeds, its rounded active end may be used to sand away dentin, track grooves and uncover hidden orifices.



Ideal for expanding and finishing the access preparation.

Pulp Shaper Bur

The Pulp Shaper bur may be used to flare, flatten and finish the axial walls of the access preparation. During use, its nonactive end can rest on the pulpal floor without risking perforation.



Ideal for radicular access.

X-Gates

This unique instrument replaces the Gates Glidden 1-4 drills. The X-Gates is used at a low speed of between 500-750 RPM and with a brush-cutting action on the withdrawal stroke to:

- X-Gates features:
- Create safe and efficient straightline radicular access
 - Preflare an orifice
 - Remove an internal triangle of dentin
 - Intentionally relocate the coronal most aspect of a canal

Limit the depth of insertion so that only the active cutting portion extends one head-length, or bud-depth, below the orifice.

