

SIMPLANT®

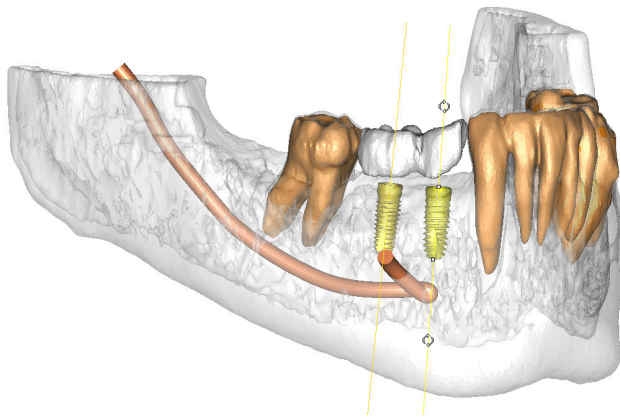
SIMPLANT Guided Surgery —delivering restorative-driven implant treatment



DENTSPLY
IMPLANTS

SIMPLANT—the key to unlocking digital potential

As part of the DENTSPLY Implants Digital Solutions portfolio, SIMPLANT digital implant treatment planning solutions allow for predictable prosthetic results.



From digital treatment planning, implant surgery and Immediate Smile temporization, SIMPLANT is a comprehensive 3D system for predictable implant treatment.

The SIMPLANT Guide forms a link between the digital treatment plan in SIMPLANT and the surgery. Precise planning and implant placement enables minimal invasive treatment as well as reduced chair time. Moreover, it gives confidence to both clinician and patient and it brings surgery and restoration to a new level: The patient can be treated in one



single treatment session and leave with an expertly planned temporary restoration.

SIMPLANT solutions are cost-effective, user-friendly and uniquely compatible with the brands and equipment that clinicians already know and use. SIMPLANT computer guided implant treatment is compatible with over 10,000 implants from more than 100 brands, as well as all DICOM compatible (CB) CT scanners and major optical and intraoral scanners.

Compatible with
10,000
implants from more than
100
brands



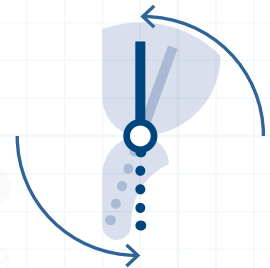
Efficient turnaround times. In-house SIMPLANT Guide production as fast as 48 hours when using the FastTrack order process



Comprehensive 3D communication increases case acceptance and facilitates teamwork

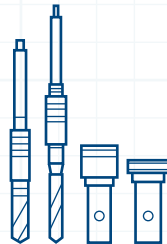
ISO 13485

As a manufacturer of medical devices, we are compliant with the European Medical Device Directive and with the Quality Systems Regulation (CFR section 820), under the authority of the FDA



Precise implant placement with SIMPLANT Guide

25



Customized SIMPLANT SAFE Guide designs, to meet the requirements of brand-specific guided surgery instruments

20

Over 20 years of experience in digital dentistry

For more details on this infographic, visit www.dentsplyimplants.com

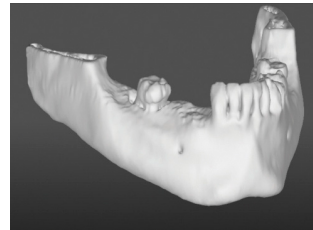
Plan for predictability

The delivery of an patient-specific stereolithographic SIMPLANT guide can be accurately fabricated when (CB)CT data is combined with a restorative-driven SIMPLANT treatment plan. The result is a well-planned surgical procedure that reflects the desired functional and esthetic outcome—making the treatment predictable for clinician and patient.

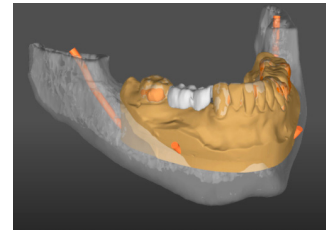
With SIMPLANT, you can create a 3D implant plan that considers both surgical and prosthetic aspects, including:

- Evaluation of the clinical situation from the anatomical information in the (CB)CT scan, such as bone volume and quality, neighboring teeth, the alveolar nerve, and sinuses
- Assessment of the soft tissue thickness from the stone model
- Digital planning of the implants based on the clinical situation
- Precise transfer of the digital plan to surgery utilizing a SIMPLANT Guide

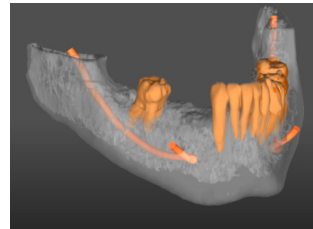
Assess the end result from the registered diagnostic wax-up or the digital tooth set-up



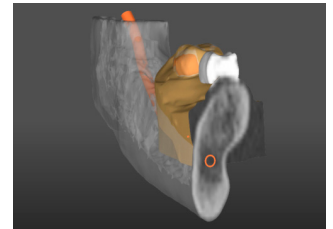
Bone from (CB)CT scan



Stone model and wax-up from optical scan



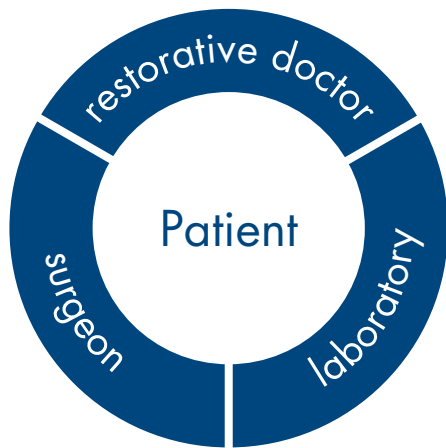
Teeth with roots and nerves (from (CB)CT scan)



Inside of bone

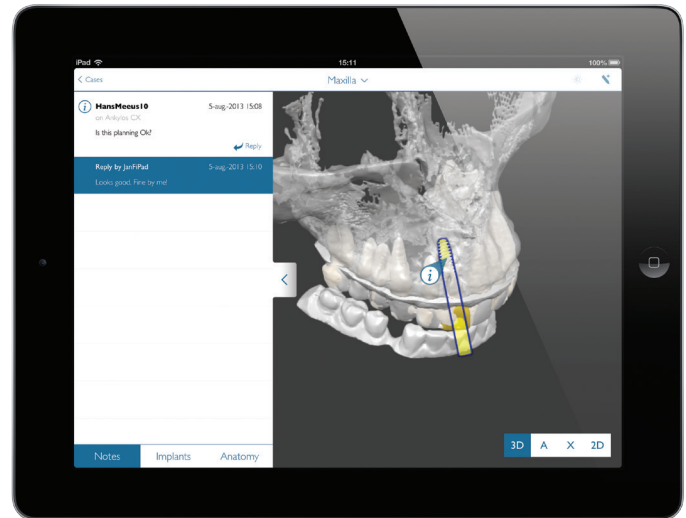
Partnership for restoring quality of life

Comprehensive treatment planning enables clear case communication between the clinician and the patient, which promotes treatment understanding and increased case acceptance.



The implant treatment often involves an entire team consisting of restorative doctor, surgeon, and dental laboratory. SIMPLANT allows for optimal team communication, including the SIMPLANT Team-Up app for iPads.

This provides considerable value for the treatment team and patient throughout the entire treatment process resulting in long-lasting esthetic outcomes that can be visualized from the beginning.



The Team-Up! app by SIMPLANT facilitates the team communication on SIMPLANT cases and is a great communication tool to inform and discuss the dental implant treatment plan with your patients.

Precise implant placement

The SIMPLANT Guide takes digital diagnostics to another dimension. Our patient-specific stereolithographic guides provide a seamless link between implant planning and actual treatment. With flexible SIMPLANT Guide options, implant surgery can be performed based on your preferred technique and with precision and confidence.



Tooth-supported

Recommended for single tooth and partially edentulous cases when minimally invasive surgery is preferred.



Bone-supported

For partially or fully edentulous cases when increased visibility is needed.



Mucosa-supported

For fully edentulous cases when minimally invasive surgery is preferred.

Save time for bone procedures

A bone reduction guide can be ordered with a bone-supported SIMPLANT Guide for ridge reduction procedures. For bone regeneration procedures, the 3D printed bone model allows to shape the graft prior to surgery. Or simply use the printed bone model with graft volume to pre-shape a titanium membrane.



Immediate Smile® featuring ATLANTIS™ Abutment

Rotational transfer is available in the SIMPLANT Guide, when individualized esthetics are to be delivered. Outstanding soft tissue healing can start immediately after implant surgery with a patient-specific ATLANTIS Abutment. See page 11 for more information.



Let's get connected

Connectivity is present throughout the entire SIMPLANT workflow and it is integrated in the partnership with our customers. Connectivity also helps guarantee that you receive exactly what you expect, each and every time.

mySIMPLANT

mySIMPLANT is an efficient guide order follow-up system, available directly from a mobile device or PC with approval option. It shows images and surgical protocol of the case and allows for case approval.




Instruments developed for all implant brands

With a SIMPLANT Guide and universally compatible SIMPLANT instruments, clinicians can execute guided surgery in a safe and accurate manner, even when an implant system does not offer all the instruments required for guided implant surgery or depth control.



SIMPLANT Pilot Guide

- Drill guidance of the first drilling step
- Drill depth control in combination with the LongStop Drill System



SIMPLANT Universal Guide

- Drill guidance for the full drill sequence
- Drill depth control in combination with the LongStop Drill System
- Lateral open sleeves can be chosen when inter-occlusal space is limited



For convenience and simplicity, drills are multiple use and color-coded.



The LongStop Drill System provides physical drill depth control and covers drill lengths for most clinical situations. For dental practices working with multiple implant brands, SIMPLANT instruments are a cost-efficient complementary solution next to the clinician's favorite brand-specific guided surgery instruments.

Brand-specific guided surgery instruments

Naturally, the computer guided implant treatment that offers the greatest flexibility is also backed by premium research and development. With already 25 customized SIMPLANT SAFE Guide designs to meet the requirements of brand-specific guided surgery instruments, we honor your desire to work with your favorite instruments and commit to the highest standard-of-care for guided drilling and guided implant placement.



SIMPLANT SAFE Guide

- Drill guidance with full depth control
- Guided implant placement with full depth control
- Available for all major implant systems, including DENTSPLY Implants, Anthogyr, Bego, Bicon, BioHorizons, Biomet 3i, Camlog, Nobel Biocare, Sic, Straumann, Sweden&Martina, Zimmer Dental and more

SIMPLANT SAFE Guide with lateral access reduces the insertion height*



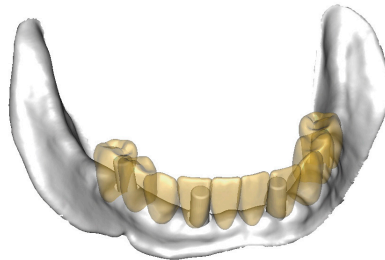
* Unique for ANKYLOS, ASTRA TECH Implant System EV and XIVE implants. Lateral access is also available for other implant brands when using the SIMPLANT Universal Guide.

Time saving and high patient comfort

With the Immediate Smile concept, a temporary restoration can be delivered prior to surgery. The temporary restoration is used together with a SIMPLANT Guide in one single appointment. Patients can leave the surgery with new teeth and a beautiful smile—an Immediate Smile.



Immediate Smile Bridge



Immediate Smile Digital



Immediate Smile Model

Immediate Smile solutions are delivered as a physical printed model, a ready-to-use PMMA-milled bridge or a digital set of files. Using the printed model or the digital set of files in third party CAD software, the desired temporary restoration can be created at the dental laboratory.

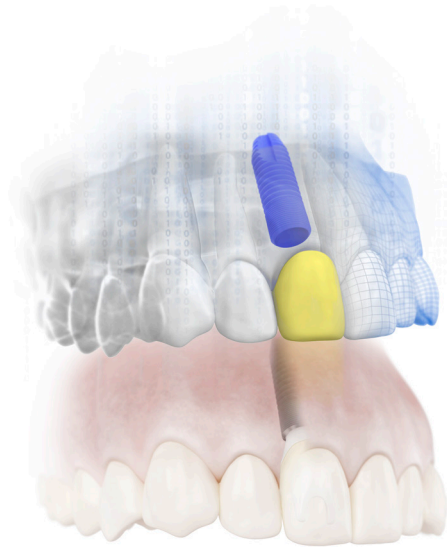
This integrated digital workflow provides the advantage of significant post-surgical time savings for delivering immediate prosthetics. To the patient, this means time saved and convenience, as the surgery and the temporization take place in a single visit.

Individualized esthetics and healthy soft tissue

The Immediate Smile concept featuring ATLANTIS Abutment combines the proven benefits of SIMPLANT guided surgery and ATLANTIS patient-specific abutment design into a solution that delivers considerable clinical and patient value.

The SIMPLANT Guide and the ATLANTIS Abutment in titanium, gold-shaded titanium or zirconia are delivered at implant installation, together with the temporary crown.

The SIMPLANT Guide and ATLANTIS Abutment order is placed through the SIMPLANT Online Shop. The order also includes the ATLANTIS Abutment Core File, which enables a fast and convenient workflow for the CAD/CAM design and milling of the temporary crown, before the lab receives the abutment and before implant placement.



Patient-specific abutments beyond CAD/CAM

Through the use of the patented ATLANTIS VAD (Virtual Abutment Design) software, each ATLANTIS abutment is individually designed from the final tooth shape to support cement- and screw-retained solutions on all major implant systems.

ATLANTIS abutments provide an excellent foundation for best possible function and esthetics.

ATLANTIS VAD = computer designs, aided by humans. CAD = human designs, aided by computers.

About DENTSPLY Implants

DENTSPLY Implants offers comprehensive solutions for all phases of implant therapy, including ANKYLOS[®], ASTRA TECH Implant System[™] and XiVE[®] implant lines, digital technologies such as ATLANTIS[™] patient-specific solutions, SIMPLANT[®] guided surgery, SYMBIOS[®] regenerative solutions, and professional development programs. DENTSPLY Implants creates value for dental professionals, and allows for predictable and lasting implant treatment outcomes, resulting in enhanced quality of life for patients.

About DENTSPLY International

DENTSPLY International Inc. is a leading manufacturer and distributor of dental and other healthcare products. For over 110 years, DENTSPLY's commitment to innovation and professional collaboration has enhanced its portfolio of branded consumables and small equipment. Headquartered in the United States, the Company has global operations with sales in more than 120 countries.

www.dentsplyimplants.com

