



DS Implants™


Cennik

DS PrimeTaper™



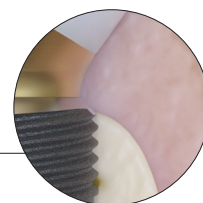
DS PrimeTaper™

Implant DS PrimeTaper wyposażono zarówno w progresywnie zbieżną konstrukcję, jak i progresywny kształt gwintu, co pozwala osiągać optymalną stabilizację pierwotną.




Soft Tissue Chamber

- Jest to przestrzeń utworzona dzięki poziomemu przesunięciu platformy implantu względem zewnętrznej krawędzi łącznika. Komora zwiększa powierzchnię kontaktu i objętość tkanek miękkich, odcinając dostęp do kości brzeżnej i chroniąc ją.



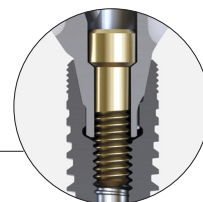
MicroThread

- Drobne zwoje na kołnierzu implantu, które zapewniają optymalne rozłożenie obciążeń i wartości naprężeń.
- MicroThread zapewnia pozytywną stymulację biomechaniczną kości a w długiej perspektywie zachowuje poziom tkanek kostnych.



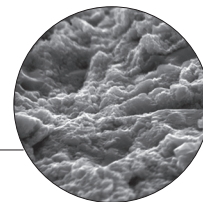
Połączenie EV z Conical Seal Design

- Zabezpiecza wnętrze implantu od otaczających tkanek, minimalizując ryzyko mikroruchów i mikro przecieków.




OsseoSpeed

- Chemicznie modyfikowana powierzchnia tytanowa z wyjątkową nanostrukturą, która wspiera wczesne gojenie kości i przyspiesza proces osteointegracji.



Progresywnie stożkowa konstrukcja i unikalny gwint

- Stabilność oraz wspieranie stabilizacji początkowej i efektywności cięcia.
- Konstrukcja gwintu i jego zwojów wspiera efektywność cięcia i pozwala łagodnie zarządzać kością.





DS PrimeTaper™


Implants


PrimeTaper EV


1258

	8 mm	68011085
	9 mm	68011086
	11 mm	68011087
	13 mm	68011088
	15 mm	68011089

	8 mm	68011090
	9 mm	68011091
	11 mm	68011092
	13 mm	68011093
	15 mm	68011094
	17 mm	68011095

	6.5 mm	68011096
	8 mm	68011097
	9 mm	68011098
	11 mm	68011099
	13 mm	68011100
	15 mm	68011101
	17 mm	68011102

	6.5 mm	68011103
	8 mm	68011104
	9 mm	68011105
	11 mm	68011106
	13 mm	68011107
	15 mm	68011108
	17 mm	68011109

	6.5 mm	68011110
	8 mm	68011111
	9 mm	68011112
	11 mm	68011113
	13 mm	68011114
	15 mm	68011115

Healing components

Cover Screw EV

136

	Ø 2.5	68010001
---	-------	----------


	Ø 2.9	68010002
---	-------	----------


	Ø 3.5	68010005
---	-------	----------


	Ø 4.1	68010006
---	-------	----------


HealDesign™ EV

220

	<ul style="list-style-type: none"> ○ Ø 3.5 2.5 mm 68013001 ○ Ø 3.5 3.5 mm 68013002 ○ Ø 3.5 4.5 mm 68013003 ○ Ø 3.5 6.5 mm 68013004
---	--

	<ul style="list-style-type: none"> ○ Ø 4 2.5 mm 68013005 ○ Ø 4 3.5 mm 68013006 ○ Ø 4 4.5 mm 68013007 ○ Ø 4 6.5 mm 68013008 ○ Ø 5 2.5 mm 68013009 ○ Ø 5 3.5 mm 68013010 ○ Ø 5 4.5 mm 68013011 ○ Ø 5 6.5 mm 68013012 ○ Ø 6 3.5 mm 68013013 ○ Ø 6 4.5 mm 68013014 △ Ø 5 3.5 mm 68013039
--	---

	<ul style="list-style-type: none"> ○ Ø 5 2.5 mm 68013015 ○ Ø 5 3.5 mm 68013016 ○ Ø 5 4.5 mm 68013017 ○ Ø 5 6.5 mm 68013018 ○ Ø 6.5 2.5 mm 68013019 ○ Ø 6.5 3.5 mm 68013020 ○ Ø 6.5 4.5 mm 68013021 ○ Ø 6.5 6.5 mm 68013022 △ Ø 5 3.5 mm 68013040 △ Ø 6.5 3.5 mm 68013041
---	--

	<ul style="list-style-type: none"> ○ Ø 5 2.5 mm 68013023 ○ Ø 5 3.5 mm 68013024 ○ Ø 5 4.5 mm 68013025 ○ Ø 5 6.5 mm 68013026 ○ Ø 6.5 2.5 mm 68013027 ○ Ø 6.5 3.5 mm 68013028 ○ Ø 6.5 4.5 mm 68013029 ○ Ø 6.5 6.5 mm 68013030 ○ Ø 7.5 3.5 mm 68013031 ○ Ø 7.5 4.5 mm 68013032 △ Ø 5 3.5 mm 68013042 △ Ø 6.5 3.5 mm 68013043
---	--

Healing Uni Abutment EV

220

	<ul style="list-style-type: none"> Ø 4 2 mm 68013044 Ø 4 3 mm 68013045 Ø 4 4 mm 68013046 Ø 4 6 mm 68013047
---	--

	<ul style="list-style-type: none"> Ø 4 2 mm 68013048 Ø 4 3 mm 68013049 Ø 4 4 mm 68013050 Ø 4 6 mm 68013051
---	--

	<ul style="list-style-type: none"> Ø 4 2 mm 68013052 Ø 4 3 mm 68013053 Ø 4 4 mm 68013054 Ø 4 6 mm 68013055
---	--

	<ul style="list-style-type: none"> Ø 4 2 mm 68013056 Ø 4 3 mm 68013057 Ø 4 4 mm 68013058 Ø 4 6 mm 68013059
---	--

Temporary abutments

TempDesign® EV


195

Delivered with Abutment Screw EV

	<ul style="list-style-type: none"> Ø 6 5 mm 25503
--	--

	<ul style="list-style-type: none"> Ø 7 5 mm 25504
---	--

	<ul style="list-style-type: none"> Ø 9 5 mm 25505
---	--

	<ul style="list-style-type: none"> Ø 10 5 mm 25506
---	---


Temp Abutment EV


274

Delivered with Abutment Screw EV

	<ul style="list-style-type: none"> Ø 3.3 1 mm 68013064
---	---

	<ul style="list-style-type: none"> Ø 4.0 1 mm 68013066
---	---




	<ul style="list-style-type: none"> Ø 4.5 1 mm 68013070
---	---

	<ul style="list-style-type: none"> Ø 5.0 1 mm 68013072
---	---

Abutment Screw EV (spare part)

131

	M1.4 68012166
---	---------------


	M1.6 68012167
	M1.8 68012168
	M2.0 68012169


Cement-retained restorations implant level

TiDesign® EV


657


Delivered with Abutment Screw EV


	<ul style="list-style-type: none"> ○ Ø 4 1.5 mm 68012001 ○ Ø 4 2.5 mm 68012002 ○ Ø 4 3.5 mm 68012003 ○ Ø 4 4.5 mm 68012004 ○ Ø 4 1.5 mm 15° 68012005 ○ Ø 4 2.5 mm 15° 68012006 ○ Ø 4 3.5 mm 15° 68012007 ○ Ø 4 4.5 mm 15° 68012008
---	--


	<ul style="list-style-type: none"> ○ Ø 4.5 1.5 mm 68012009 ○ Ø 4.5 2.5 mm 68012010 ○ Ø 4.5 3.5 mm 68012011 ○ Ø 4.5 4.5 mm 68012012 ○ Ø 4.5 1.5 mm 15° 68012017 ○ Ø 4.5 2.5 mm 15° 68012018 ○ Ø 4.5 3.5 mm 15° 68012019 ○ Ø 4.5 5.5 mm 15° 68012020 △ Ø 5.5 1.5 mm 68012025
---	---


	<ul style="list-style-type: none"> ○ Ø 5.5 1.5 mm 68012042 ○ Ø 5.5 2.5 mm 68012043 ○ Ø 5.5 3.5 mm 68012044 ○ Ø 5.5 5.5 mm 68012045 ○ Ø 5.5 1.5 mm 15° 68012046 ○ Ø 5.5 2.5 mm 15° 68012047 ○ Ø 5.5 3.5 mm 15° 68012048 ○ Ø 5.5 4.5 mm 15° 68012049 △ Ø 7 1.5 mm 68012051
---	---

	<ul style="list-style-type: none"> ○ Ø 7 1.5 mm 68012052 ○ Ø 7 2.5 mm 68012053 ○ Ø 7 3.5 mm 68012054 ○ Ø 7 4.5 mm 68012055 ○ Ø 5.5 1.5 mm 15° 68012056 ○ Ø 5.5 2.5 mm 15° 68012057 ○ Ø 5.5 3.5 mm 15° 68012058 ○ Ø 5.5 4.5 mm 15° 68012059 △ Ø 5.5 1.5 mm 68012060 △ Ø 7 1.5 mm 68012061
---	--

	<ul style="list-style-type: none"> ○ Ø 5.5 1.5 mm 68012042 ○ Ø 5.5 2.5 mm 68012043 ○ Ø 5.5 3.5 mm 68012044 ○ Ø 5.5 5.5 mm 68012045 ○ Ø 5.5 1.5 mm 15° 68012046 ○ Ø 5.5 2.5 mm 15° 68012047 ○ Ø 5.5 3.5 mm 15° 68012048 ○ Ø 5.5 4.5 mm 15° 68012049 △ Ø 7 1.5 mm 68012051
---	---

	<ul style="list-style-type: none"> ○ Ø 5.5 1.5 mm 68012042 ○ Ø 5.5 2.5 mm 68012043 ○ Ø 5.5 3.5 mm 68012044 ○ Ø 5.5 5.5 mm 68012045 ○ Ø 5.5 1.5 mm 15° 68012046 ○ Ø 5.5 2.5 mm 15° 68012047 ○ Ø 5.5 3.5 mm 15° 68012048 ○ Ø 5.5 4.5 mm 15° 68012049 △ Ø 7 1.5 mm 68012051
---	---

	<ul style="list-style-type: none"> ○ Ø 5.5 1.5 mm 68012042 ○ Ø 5.5 2.5 mm 68012043 ○ Ø 5.5 3.5 mm 68012044 ○ Ø 5.5 5.5 mm 68012045 ○ Ø 5.5 1.5 mm 15° 68012046 ○ Ø 5.5 2.5 mm 15° 68012047 ○ Ø 5.5 3.5 mm 15° 68012048 ○ Ø 5.5 4.5 mm 15° 68012049 △ Ø 7 1.5 mm 68012051
---	---

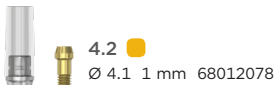
	<ul style="list-style-type: none"> ○ Ø 7 1.5 mm 68012052 ○ Ø 7 2.5 mm 68012053 ○ Ø 7 3.5 mm 68012054 ○ Ø 7 4.5 mm 68012055 ○ Ø 5.5 1.5 mm 15° 68012056 ○ Ø 5.5 2.5 mm 15° 68012057 ○ Ø 5.5 3.5 mm 15° 68012058 ○ Ø 5.5 4.5 mm 15° 68012059 △ Ø 5.5 1.5 mm 68012060 △ Ø 7 1.5 mm 68012061
---	--

CastDesign® EV

782

Delivered with Abutment Screw EV

	<ul style="list-style-type: none"> ○ Ø 4.1 1 mm 68012077
---	---




4.2
Ø 4.1 1 mm 68012078



4.8
Ø 5.1 1 mm 68012079

Implant Pick-Up EV 208




3.0 Long Ø 3.8 26231



3.6 Short Ø 4.6 26227



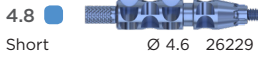
3.6 Long Ø 4.6 26232



4.2 Short Ø 4.6 26228



4.2 Long Ø 4.6 26233




4.8 Short Ø 4.6 26229



4.8 Long Ø 4.6 26234

Implant Pick-Up Design EV 208



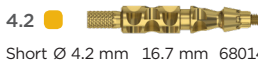
3.0 Ø 3.0 mm 22.0 mm 68014013



3.6 Short Ø 3.6 mm 16.7 mm 68014009



3.6 Long Ø 3.6 mm 22.0 mm 68014014



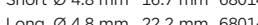
4.2 Short Ø 4.2 mm 16.7 mm 68014010



4.2 Long Ø 4.2 mm 22.0 mm 68014015




4.8 Short Ø 4.8 mm 16.7 mm 68014011

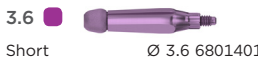


4.8 Long Ø 4.8 mm 22.2 mm 68014016

Implant Transfer EV 208



3.0 Long Ø 3.5 68014022



3.6 Short Ø 3.6 68014018



3.6 Long Ø 3.6 68014023



4.2 Short Ø 4.2 68014019



4.2 Long Ø 4.2 68014024



4.8 Short Ø 4.8 68014020



4.8 Long Ø 4.8 68014025

Implant Replica EV 157



3.0 16.5 mm 68014034



3.6 16.5 mm 68014035



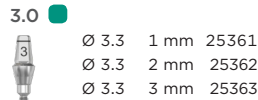
4.2 16.5 mm 68014036




4.8 16.5 mm 68014037

Cement-retained restorations abutment level

Direct Abutment® EV 157




3.0 Ø 3.3 1 mm 25361
Ø 3.3 2 mm 25362
Ø 3.3 3 mm 25363



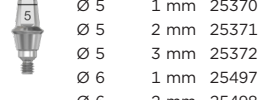
3.6 Ø 4 1 mm 25364
Ø 4 2 mm 25365
Ø 4 3 mm 25366



4.2 Ø 5 1 mm 25367
Ø 5 2 mm 25368
Ø 5 3 mm 25369
Ø 6 1 mm 25494
Ø 6 2 mm 25495
Ø 6 3 mm 25496



4.8 Ø 5 1 mm 25370
Ø 5 2 mm 25371
Ø 5 3 mm 25372
Ø 6 1 mm 25497
Ø 6 2 mm 25498
Ø 6 3 mm 25499



5 Ø 5 1 mm 25370
Ø 5 2 mm 25371
Ø 5 3 mm 25372
Ø 6 1 mm 25497
Ø 6 2 mm 25498
Ø 6 3 mm 25499

Direct EV API® 586



Ø 4 25347
Ø 5 25348
Ø 6 25349

Direct Abutment® Healing Cap 32



Ø 4 25311
Ø 5 25312
Ø 6 25313

Direct Abutment® EV Pick-Up 39



Ø 4 25397
Ø 5 25398
Ø 6 25399

Direct Abutment® EV Replica 195



Ø 4 25402
Ø 5 25403
Ø 6 25404


Direct Abutment® EV Burnout Cap 116




Ø 4 25407
Ø 5 25408
Ø 6 25409

Screw-retained restorations abutment level

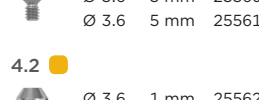
Uni Abutment EV 519



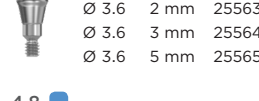
3.0 Ø 3.6 2 mm 25555
Ø 3.6 3 mm 25556
Ø 3.6 5 mm 25557



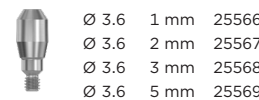
3.6 Ø 3.6 1 mm 25558
Ø 3.6 2 mm 25559
Ø 3.6 3 mm 25560
Ø 3.6 5 mm 25561



4.2 Ø 3.6 1 mm 25562
Ø 3.6 2 mm 25563
Ø 3.6 3 mm 25564
Ø 3.6 5 mm 25565

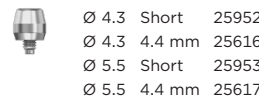


4.8 Ø 3.6 1 mm 25566
Ø 3.6 2 mm 25567
Ø 3.6 3 mm 25568
Ø 3.6 5 mm 25569



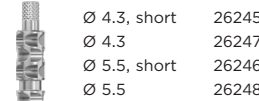
5 Ø 3.6 1 mm 25566
Ø 3.6 2 mm 25567
Ø 3.6 3 mm 25568
Ø 3.6 5 mm 25569

Uni Abutment EV Heal Cap 78




Ø 4.3 Short 25952
Ø 4.3 4.4 mm 25616
Ø 5.5 Short 25953
Ø 5.5 4.4 mm 25617

Uni Abutment EV Pick-up 157



Ø 4.3, short 26245
Ø 4.3 26247
Ø 5.5, short 26246
Ø 5.5 26248

Uni Abutment EV Transfer 157



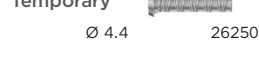
Ø 4.7 26249 157

Uni Abutment EV Replica 91



Ø 3.6 25615 91

Uni Abutment EV Cylinders



Temporary Ø 4.4 26250 157

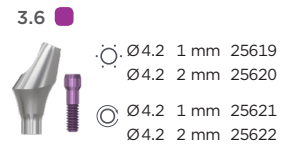


Semi-Burnout Ø 4.4 25647 235




Burnout Ø 4.2 25649 65


Angled Abutment EV 519



3.6 Ø 4.2 1 mm 25619
Ø 4.2 2 mm 25620
Ø 4.2 1 mm 25621
Ø 4.2 2 mm 25622




4.2 Ø 4.2 1 mm 25625
Ø 4.2 2 mm 25626
Ø 4.2 1 mm 25627
Ø 4.2 2 mm 25628



4.8 Ø 4.2 1 mm 25631
Ø 4.2 2 mm 25632
Ø 4.2 1 mm 25633
Ø 4.2 2 mm 25634

Angled Abutment EV Heal Cap 138



Ø 5.3 9 mm 25650 138

Angled Abutment EV Pick-up 157



Ø 4.2 12 mm 26244 157

Angled Abutment EV Replica 91




Ø 3.6 17 mm 25652 91

Angled Abutment EV Cylinders



Temporary Ø 3.8 25654 351




Semi-Burnout Ø 4.4 25653 351



Burnout Ø 3.4 25655 78

Multibase Abutment EV








































3.0 Straight
1.5 mm 68012171 652
2.5 mm 68012172 652
3.5 mm 68012173 652



3.6 Straight
1.5 mm 68012174 652
2.5 mm 68012175 652
3.5 mm 68012176 652



17°
1.5 mm 68012178 869
2.5 mm 68012179 869
1.5 mm 68012182 869
2.5 mm 68012183 869

	REF	Cena brutto		REF	Cena brutto		REF	Cena brutto		REF	Cena brutto
	30°										
	1.5 mm	68012186	869								
	2.5 mm	68012187	869								
	1.5 mm	68012190	869								
4.2 	1.5 mm	68012191	869								
	2.5 mm	68012191	869								
	Straight										
	1.5 mm	68012194	652								
	2.5 mm	68012195	652								
	3.5 mm	68012196	652								
	17°										
	1.5 mm	68012198	869								
	2.5 mm	68012199	869								
	1.5 mm	68012202	869								
4.8 	2.5 mm	68012203	869								
	1.5 mm	68012206	869								
	30°										
	1.5 mm	68012206	869								
	2.5 mm	68012207	869								
4.2 	1.5 mm	68012208	869								
	2.5 mm	68012209	869								
	1.5 mm	68012210	652								
	Straight										
	1.5 mm	68012210	652								
	2.5 mm	68012211	652								
4.8 	3.5 mm	68012212	652								
	1.5 mm	68012214	869								
	2.5 mm	68012215	869								
	17°										
	1.5 mm	68012214	869								
	2.5 mm	68012215	869								
4.2 	1.5 mm	68012218	869								
	2.5 mm	68012219	869								
	1.5 mm	68012221	869								
	30°										
	1.5 mm	68012221	869								
	2.5 mm	68012222	869								
4.8 	1.5 mm	68012223	869								
	2.5 mm	68012224	869								
Multibase Driver EV											
		388									
	68012244										
Spare part											
Multibase EV Abutment Head with holder											
		558									
	68012229										
Multibase EV Heal Cap											
		352									
Ø 5.4 4 mm	68012230										
Multibase EV Pick-up											
		359									
Ø 5.5 15 mm	68012232										
Multibase EV Transfer											
		691									
Ø 5.5 9.5 mm	68012231										
Polymerization Sleeve											
		112									
	68012241										
Multibase EV Replica											
		198									
	68012238										
Multibase EV Temporary Cylinder											
		269									
	68012239										
Multibase EV Burnout Cylinder											
		226									
	68012240										
Multibase EV Bridge Screw											
		78									
M1.4	68012233										
Multibase EV Lab Bridge Screw											
		352									
M1.4 QTY 4	68012237										
Multibase EV Lab Abutment Pin											
		416									
14 mm	68012234										
18 mm	68012235										
22 mm	68012236										
SmartFix® Guide											
		1354									
	68015235										
MultiBase Welding Sleeve											
		248									
	68015290										
Attachment-retained restorations											
Locator® Abutment EV											
		390									
3.6 											
Ø 3.85 1 mm	25657										
Ø 3.85 2 mm	25658										
Ø 3.85 3 mm	25659										
Ø 3.85 4 mm	25660										
Ø 3.85 5 mm	25661										
4.2 											
Ø 3.85 1 mm	25662										
Ø 3.85 2 mm	25663										
Ø 3.85 3 mm	25664										
Ø 3.85 4 mm	25665										
Ø 3.85 5 mm	25666										
4.8 											
Ø 3.85 1 mm	25667										
Ø 3.85 2 mm	25668										
Ø 3.85 3 mm	25669										
Ø 3.85 4 mm	25670										
Ø 3.85 5 mm	25671										
Locator® Abutment Pick-up											
		260									
	68012444										
Locator® Abutment Replica											
		277									
	68012443										
Locator® Process Kit											
		215									
QTY 2 sets	68012439										
Locator® Insert Male											
QTY 4		75									
Blue	68012433										
Pink	68012434										
Clear	68012435										
Locator® Insert Extended Range Male											
QTY 4		78									
Grey	68012432										
Red	24492	75									
Orange	25843	75									
Green	24489	75									
Ball Abutment EV											
3.6 		390									
Ø 3.6 1 mm	25684										
Ø 3.6 2 mm	25685										
Ø 3.6 3 mm	25686										
Ø 3.6 4 mm	25687										
Ø 3.6 5 mm	25688										
Ø 3.6 7 mm	25689										
4.2 											
Ø 3.6 1 mm	25690										
Ø 3.6 2 mm	25691										
Ø 3.6 3 mm	25692										
Ø 3.6 4 mm	25693										
Ø 3.6 5 mm	25694										
Ø 3.6 7 mm	25695										
4.8 											
Ø 3.6 1 mm	25696										
Ø 3.6 2 mm	25697										
Ø 3.6 3 mm	25698										
Ø 3.6 4 mm	25699										


REF Cena
brutto

REF Cena
brutto

REF Cena
brutto

REF Cena
brutto


Drills

Guide Drill 59
 68015133


Precision Drill 220
 68015134

PrimeTaper Drill 2-13 mm 220
 220
 Ø 1.9 68015324
 Ø 2.35 68015325
 Ø 2.95 68015326
 Ø 3.55 68015327
 Ø 4.15 68015328
 Ø 4.75 68015329
 Ø 5.35 68015330

PrimeTaper Drill 2-17 mm 220
 220
 Ø 1.9 68015331
 Ø 2.35 68015332
 Ø 2.95 68015333
 Ø 3.55 68015334
 Ø 4.15 68015335
 Ø 4.75 68015336


PrimeTaper Tap 286
 286
 Ø 3.6 68015348
 Ø 4.2 68015349
 Ø 4.8 68015350
 Ø 5.4 68015351


Intermediate PrimeTaper Drill Short 220
 220
 Ø 2.65 68015337
 Ø 3.25 68015338
 Ø 3.85 68015339
 Ø 4.45 68015340
 Ø 5.05 68015341


Intermediate PrimeTaper Drill Long 220
 220
 Ø 2.65 68015342
 Ø 3.25 68015343
 Ø 3.85 68015344
 Ø 4.45 68015345
 Ø 5.05 68015346


Surgical instruments


Implant Driver EV 416
 3.0  416
 Long 68015187


3.6  416
 Short 68015188
 Long 68015189


4.2  416
 Short 68015190
 Long 68015191


4.8  416
 Short 68015192
 Long 68015193


PrimeTaper Direction Indicator 96
 96


Instrument Extender 234
 234
 68015197

Implant Depth Gauge 547
 547
 68015198


Torque Wrench EV 1221
 1221
 25774


Torque Wrench EV Surgical Driver Handle 271
 271
 25775


Mucosal Punch 390
 QTY 5
 390
 Ø 3.5 25711
 Ø 4 25712
 Ø 4.5 25713
 Ø 5 25714
 Ø 5.5 25715
 Ø 6.5 25731

PrimeTaper Radiographic Template 141
 141
 68015322

Restorative instruments

Hex Driver Manual 331
 331
 20 mm 25771
 31 mm 25772

Hex Driver Machine 195
 195
 20 mm 68015207
 24 mm 68015205
 35 mm 68015206


Atlantis® Angulated Screw Access Screwdriver 322
 322
 18 mm 36030
 24 mm 36031
 32 mm 36032

Direct Driver EV Ø3.3 Ø4 297
 297
 25764



Uni Driver EV 416
 416
 25708


Locator® Driver EV 235
 235
 25766


Ball Abutment Driver EV 326
 326
 25768

Dalbo Plus Screwdriver/Activator 105
 105
 C-1072608

Locator® Core Tool 309
 309
 24482



Abutment Depth Gauge EV 911
 911
 3.0/3.6  25792

4.2/4.8  25793 911

Torque Wrench EV Restorative Handles

 Driver Handle 25776 208
 Low 25777 208
 4x4 Low 25730 208


Laboratory products


Lab Abutment Screw EV 220
 QTY 3
 3.0  68014029
 3.6  68014030
 4.2  68014031
 4.8  68014032

Lab Pin Design EV
 25528 92
 3.0/3.6
 25530 92
 4.2/4.8/5.4

Bridge Screw EV 65
 65
 M1.8
 Ø 2.35 M1.6 mm 25481

Lab Bridge Screw EV 220
 QTY 3
 220
 Ø 2.35 1.6 mm 25656

Lab Abutment Pin EV 39
 39
 Short 14 mm 25643
 Intermediate 18 mm 25644
 Long 22 mm 25645

Grinding Handle 404
 404
 22740

Polishing Protector Uni EV 390
 QTY 3
 390
 25778

REF Cena
brutto

REF Cena
brutto

REF Cena
brutto

REF Cena
brutto

Implant Uni

Implant Uni 1000



SI-1023, 230V w. cord 26278 18304

SI-1023, 230V cordless 26281 19777

Motor EM-19 LC



26392 6733

Foot Control S-NW, cordless



26393 3915

Contra-angle



WS-75 L 26394 4251

Handpiece



S-11 L Straight 26395 4799

Implant Unit 900



SI-923, 230V 26264 15064

Contra-angle



WI-75 E/KM 26273 3158



WS-75 26268 4760



WS-75 L G 26269 6318

Handpiece



S-11 Straight 26270 4734



S-9 Angled 26271 6026

Irrigation Equipment

Irrigation Tube for



Irrigation Set QTY 10 24785 486

RA Mucosal Punch

434



3.5/4.0 31267

4.5/5.0 24803

BoneTrap™

97



QTY 1 22179

Atlantis

Atlantis Abutment



Atlantis Abutment Goldshaded Ti

35503S



Atlantis CustomBase Ti

35091ST



Atlantis Abutment Zr

35501S

Atlantis Hybrid Ti



36452-2

Atlantis Bar Ti



36302-2

Atlantis Bridge CoCr



36406-2

Atlantis 2in1 Hybrid Ti



36352-4

Atlantis FLO



294

Atlantis® Angulated Screw Access Screwdriver

322

18 mm 36030

24 mm 36031

32 mm 36032

Simplant

Simplant SAFE Guide



1 implant 37501 1047

2 & 3 implants 37502 & 37503 1440

≥4 implants 37504 to 37516 1833

The WeldOne® concept

WeldOne Welding Unit

34187



3247 4710

Titanium Wire

D 1.2 / L 100 Grade 2
(10 pcs)

330



3247 3012

Titanium Wire

D 1.5 / L 150 Grade 2
(10 pcs)

330



3247 3013

Titanium Wire

D 2.0 / L 150 Grade 2
(10 pcs)

330



3247 3014

Informacje:

- Cennik ważny od 01.05.2023 (obowiązuje dla zamówień złożonych po tym terminie) do czasu wydania nowego cennika
- Przedstawione ceny brutto podane są w polskich złotych
- Dentsply Sirona nie ponosi odpowiedzialności za możliwe błędy drukarskie w cenniku
- Dane techniczne zawarte w cenniku mogą ulec zmianie bez wcześniejszego uprzedzenia, jako efekt stałych ulepszeń i modyfikacji produktów
- Zdjęcia nie przedstawiają produktów w skali

Informacja o Dentsply Sirona Implants

W skład oferty Dentsply Sirona Implants wchodzi kompleksowe rozwiązania wykorzystywane na wszystkich etapach leczenia implantoprotetycznego, m.in. linie implantów Ankylos®, Astra Tech Implant System®, Xive® i PrimeTaper™, technologie cyfrowe, takie jak wykonane techniką CAD/CAM łączniki indywidualne oraz suprastruktury Atlantis® i rozwiązania chirurgii sterowanej komputerowo SIMPLANT®, rozwiązania do odbudowy tkanek twardych i miękkich Symbios®, OSSIX®, a także programy rozwoju zawodowego i biznesowego STEPPS™. Rozwiązania Dentsply Sirona Implants przeznaczone są dla wszystkich specjalistów biorących udział we wszystkich etapach leczenia implantoprotetycznego oraz pozwalają uzyskać przewidywalne i długotrwałe wyniki leczenia, co ma bezpośredni wpływ na poprawę jakości życia pacjentów.

Informacja o Dentsply Sirona

Dentsply Sirona to największy na świecie producent profesjonalnych produktów i technologii stomatologicznych o 130-letniej historii innowacji i usług dla sektora stomatologicznego i pacjentów na całym świecie. Dentsply Sirona opracowuje, wytwarza i wprowadza na rynek kompleksowe rozwiązania, w tym produkty stomatologiczne, produkty wspierające zdrowie i higienę jamy ustnej, jak również inne eksploatacyjne wyroby medyczne w ramach silnego portfolio marek światowej klasy. Produkty Dentsply Sirona, producenta rozwiązań stomatologicznych (The Dental Solutions Company™), to innowacyjne, skuteczne rozwiązania wysokiej jakości, których zadaniem jest rozwój opieki nad pacjentem oraz lepsze, bezpieczniejsze i szybsze leczenie stomatologiczne. Główna siedziba firmy Dentsply Sirona znajduje się w miejscowości Charlotte w Karolinie Północnej, a jej siedziba międzynarodowa w Salzburgu w Austrii. Akcje firmy są notowane na amerykańskiej giełdzie papierów wartościowych NASDAQ pod symbolem XRAY.

Więcej informacji o firmie Dentsply Sirona i jej produktach można znaleźć na stronie www.dentsplysirona.com.