

Spectra ST Effects¹

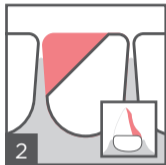
Universal Composite Restorative

 Caution, consult directions for use



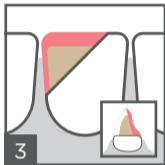
1 Conditioning and/or bonding

After shade selection apply adhesive according to the respective manufacturer's directions for use.



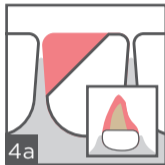
2 Palatal (lingual) shell

Create a thin palatal (lingual) shell (approx. 1mm thick) using the selected universal shade to provide a guide for achieving accurate restoration shape.



3 Dentin Core Restoration

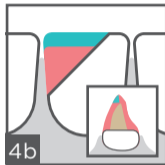
Use dentin shade to recreate dentin core, not fully extending to the proximal and incisal edges. Leave at least 1mm of space on the vestibular (facial) surface for the universal shade.



4a Vestibular (facial) surface restoration

Complete restoration using the universal shade for the vestibular (facial) surface.

OR



4b Incisal edge effect (Optional)

For a highly translucent incisal edge, use the universal shade to restore the vestibular (facial) area, leaving space on the incisal third for the enamel shade.

Note: Colors in illustrated technique guide correspond to Compules[®] Tips cap colors:

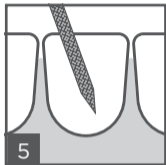
Universal CLOUD Shades
(A1-A4)

Dentin Shades
(D1, D3)

Enamel Shade
(E1)

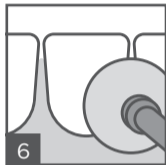
Spectra ST Effects¹

Universal Composite Restorative



Shaping and contouring

With finishing diamond or carbide burs.



Finishing and polishing

With Enhance[®] Finishers and Enhance[®] PoGo[®] Polishers.

Shade	mW/cm ²	sec	mm
A1-A4 BW	≥ 550	20	2
	≥ 800	10	
D1, D3	≥ 550	40	2
	≥ 800	30	
E1	≥ 550	10	2

Curing Table

Throughout the procedure, light cure after each 2 mm increment is placed according to the curing table above.

Dentsply DeTrey GmbH
De-Trey-Str. 1
78467 Konstanz
GERMANY
www.dentsplysirona.com

© 2019 Dentsply Sirona, Inc.

For more information visit
www.dentsplysirona.com.

Simplified Layering Recipes

	VITA ^{®2} Shade															
	A1	B1	C1	A2	B2	D2	A3	C2	D3	D4	A3.5	B3	B4	C3	A4	C4
Universal CLOUD Shade	A1			A2			A3				A3.5			A4		
Opaque Dentin Shade	D1						D3									
Translucent Enamel Shade	E1															

Note: Colors in shade chart above correspond to Compules[®] Tips cap colors.

¹ Depending on market location, Spectra ST Effects is available as either TPH Spectra[®] ST Effects, Ceram.x Spectra[™] ST Effects, or Neo Spectra[™] ST Effects.

² Not a registered trademark of Dentsply Sirona, Inc.